



Schede Tecniche

Alluminio






Alluminio

Ø 18-20 mm




dimensioni (cm)					
AB120 Dark	120	160	200	240	300
Ø18	A mm			10	



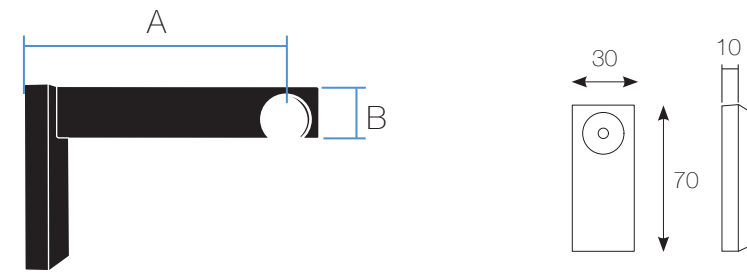
dimensioni (cm)					
AB121 Solar	120	160	200	240	300
Ø18	A mm			3	



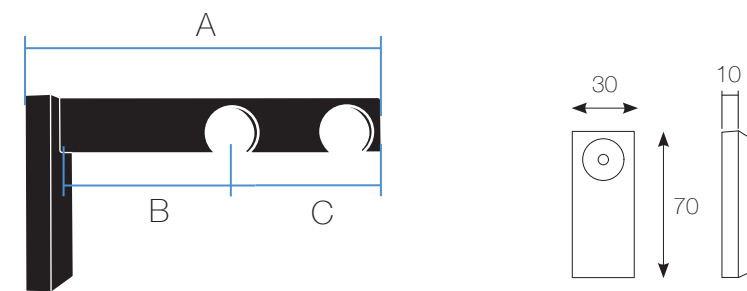
dimensioni (cm)					
AB126 Set	120	160	200	240	300
Ø20	A mm			10	




dimensioni (cm)					
AB127 All	120	160	200	240	300
Ø20	A mm			3	



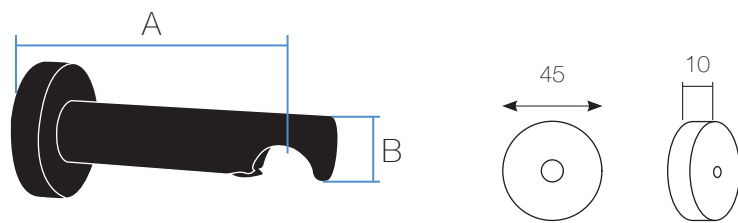
AA271 Supporto Solar						
Ø18	A mm	60	120	160	210	300
Ø20	B mm	20	20	20	20	20



AA271DP Supporto Solar Doppio		
Ø18	A mm	160
Ø20	B mm	100
	C mm	50

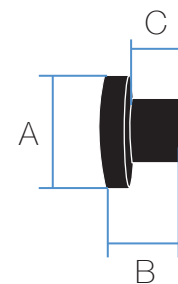


AA270 Supporto Solar multicanale					
A mm	100	150	200	250	300
B mm	80	80	80	80	80
C mm	40	40	40	40	40



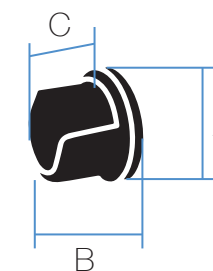
LA209 Supporto Round

Ø18	A mm	60	120	160	210	300
Ø20	B mm	20	20	20	20	20



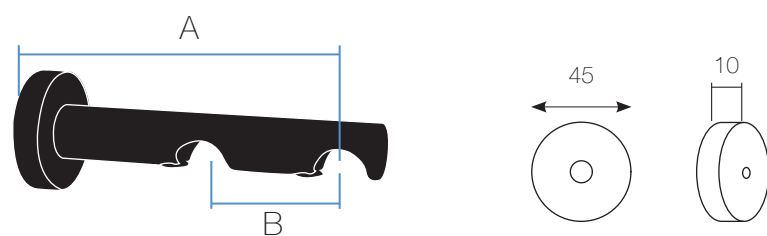
LA210 Rosetta Chiusa

Ø18	A mm	32
Ø20	B mm	22
	C mm	13



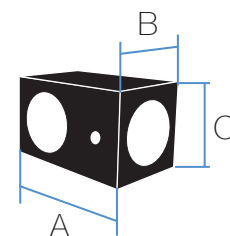
LA212 Rosetta Aperta

Ø18	A mm	32
Ø20	B mm	22
	C mm	13



LA210DP Supporto Round Doppio

Ø18	A mm	120	160	210
Ø20	B mm	50	50	50



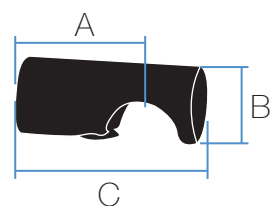
AA225 Congiunzione Line

Ø18	A mm	41
	B mm	25
	C mm	25



AA212 Congiunzione Line esterna

Ø18	A mm	80
Ø20	B mm	2,5
	Ø	25



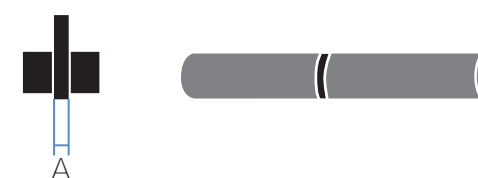
LA209SF Supporto Round Soffitto

Ø18	A mm	25
Ø20	B mm	24
	C mm	40



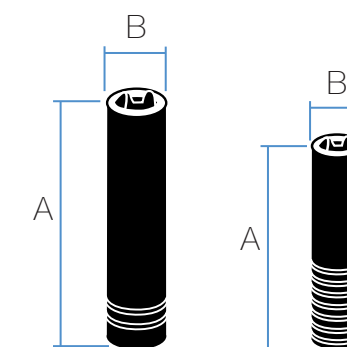
AA300 Fermatenda Line

A mm	45	45	45
B mm	120	160	210
C mm	20	20	20
D mm	14	14	14



AA275 Congiunzione Solar

A mm	50
------	----



FA286 Fiocco pesante

A mm	100
B mm	24

AA282 Fiocco Fox

A mm	72
B mm	20